



Year 11 Information and Support Evening

Wednesday 16th October 2024

*We expect the PA Block to be full.
Therefore, please ensure all seats are used.*

Purpose of this evening



- To highlight key dates for Year 11.
- To provide you with details of the support available to your child.
- To provide specific subject guidance on the three core GCSE subjects.
- Meet post-16 providers.
- To provide information regarding the post-16 application process.

Who's who?



- Mr Banham Head of Year 11
- Mrs Phillips Ass Head of Year 11
- Mr Samjawon Assistant Headteacher
- Ms Chase Assistant Headteacher
- Mr Tanton Deputy Headteacher
- Miss Bird Deputy Headteacher

Mock Examinations

Monday 9th December to Thursday 19th December 2024



YEAR 11 MOCK EXAM TIMETABLE 9th – 19th December 2024

Day	Monday B 9/12	Tuesday B 10/12	Wednesday B 11/12	Thursday B 12/12	Friday B 13/12	Monday A 16/12	Tuesday A 17/12	Wednesday A 18/12	Thursday A 19/12	Friday A 20/12
AM Exams 9am start	Maths Paper 1 Non Calc 1hr30	No EXAM	Eng Lang 1hr45	Chemistry TS - 1hr45 CS - 1hr10	Option C Except Art, Geography, History, Music & STEPs Bus. Stds – 1hr45 Drama – 1hr45 Food – 1hr45 PE – 1hr30	History All Option Blocks 1hr50	Eng Lit 1hr45	Maths Paper 3 Calc 1hr30	Physics TS - 1hr45 CS - 1hr10	No exams
Break										
Pd 3	Normal Lesson	Normal Lesson	Normal Lesson	Normal Lesson	Normal Lesson	Normal Lesson	Normal Lesson	Normal Lesson	Normal Lesson	No exams
Pd 4 Early Lunch	Lunch Cover: Option A Lesson Lunch cover from option A classes taking the exam this afternoon	Lunch Cover: Teachers of Maths & Science	Lunch Cover: Teachers of English & Maths	Lunch Cover: Option D Lesson Lunch cover from option D classes taking the exam this afternoon	Lunch Cover: SLT	Lunch Cover: SLT	Lunch Cover: SLT	Lunch Cover: SLT	Lunch Cover: SLT	Break Up
PM Exams 12:50 start	Option A Except Geography, History, Music, STEPs, Textiles & Triple Science Bus. Stds – 1hr45 Food – 1hr45 DT – 1hr30 PE – 1hr30	Maths Paper 2 Calc 1hr30	Biology TS - 1hr45 CS - 1hr10	Option D Except Geography, History, STEPs & Textiles Comp Sci – 1hr30 Dance – 1hr30 DT – 1hr30 H&SC – 1hr15 PE – 1hr30 RS – 1hr45	Geography All Option Blocks 1hr30	Option B Except Geography, History, PACE & STEPs Bus. Stds – 1hr45 Comp Sci – 1hr30 Drama – 1hr45 French Writing - 1hr15 (F) - 1hr20 (H) German Writing - 1hr15 (F) - 1hr20 (H) H&SC – 1hr15 PE – 1hr30	French Reading/Listening 45m/1hr 35m/45m	Music All Option Blocks 1hr30	German Reading/Listening 45m/1hr 35m/45m	

February & March Mock Exams



- w/b 24th February – MFL Orals
- w/b 3rd March – MFL Orals
- w/b 17th March – English, maths and science
- w/b 24th March – Option subjects (in lessons)

- Practical mock exam dates TBC:
 - Textiles
 - Art
 - PE



GCSE Exam Timetable

Practical exam timetable confirmed and parents/carers informed after half term.

GCSE written exams begin on **8th May 2024**.
Last written GCSE is **18th June 2024**. (*Will be emailed to student and parents and put on website*).

JCQ EXAM CONTINGENCY DATES ARE - 11th JUNE PM / ALL DAY 25th JUNE 2024



Statement of Entry: February 2024

Students receive their personalised statement of entry with list of subjects entered and the dates of the exams.

Non-Exam Assessment - NEAs



- H&SC, Art, Textiles, Music, Technology, Food & Nutrition, PE, Drama, Dance.
- Some completed already in Year 10.
- Students will be told their marks (not a grade) between March - May. These will be sent home via Go4Schools.
- Students can appeal before grades are sent to exam boards. Very tight turn around.

NEA & Internal Appeals Procedure will be in the Student Exams Booklet and on the website.

On your exam day

This checklist will help you to be as prepared as possible for your exams, so that on the day itself you can focus on doing your best.

JCQ EXAM REGULATIONS



Students have already experienced these in Y10 MOCKS and the RE short course GCSE exam.

Before sitting your exams, ensure you know:

- the date, time and location of your exams – you might find it helpful to write this information in a calendar or planner
- who to contact at school or college in case there's an emergency that makes you late or unable to sit your exam

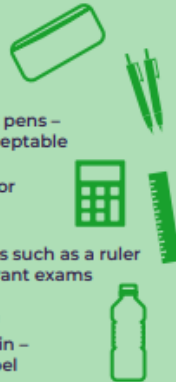
What you cannot take into exams:

- any type of phone
- revision notes
- any type of watch (this includes analogue, digital and smart watches)



What you will need:

- a clear pencil case
- at least two black ink pens – blue pens are not acceptable
- an approved calculator for relevant exams
- appropriate apparatus such as a ruler or protractor for relevant exams
- a clear water bottle if you wish to take one in – it must not have a label



Other important information:

- Listen carefully to the invigilator's instructions which will be specific to your exam. If you are unsure of anything, please raise your hand and wait for the invigilator.
- Fill in your details on the front of your answer booklet.
- If you need additional answer sheets, raise your hand and wait for an invigilator who will provide you with one. Remember to add your details to this booklet too.
- If you need to use the toilet or feel unwell, raise your hand and wait for an invigilator who will escort you from the exam room.
- Make sure you stay silent – talking to a fellow candidate could result in disqualification from all your exams.

If you have any questions about the format on the day, please ask your teacher or exams officer.






AQA City & Guilds CCEA OCR Pearson WJEC

Rectangular Snip

NO MOBILE PHONES NO WATCHES

NO POTENTIAL TECHNOLOGICAL/WEB
ENABLED SOURCES OF INFORMATION



Possession of unauthorised items, such as a mobile phone
or any watch, is a serious offence and could result in

DISQUALIFICATION

from your examination and your overall qualification.

This poster must be displayed in a prominent place outside each examination room.



JCQ EXAM REGULATIONS

- No ear pods / listening devices.
- 2024 series:
1 watch = 0 marks
1 phone = 0 marks

Information for candidates

Written examinations

With effect from 1 September 2022



This document has been written to help you. Read it carefully and follow the instructions. If there is anything you do not understand, especially which calculator you may use, ask your teacher.

A Regulations – Make sure you understand the rules

1. Be on time for all your exams. If you are late, your work might not be accepted.
2. Do not become involved in any unfair or dishonest practice during the exam.
3. If you try to cheat, or break the rules in any way, you could be disqualified from all your subjects.
4. You must not take into the exam room: (a) notes; (b) an iPod, a mobile phone, a MP3/4 player or similar device, or a watch. Any pencil cases taken into the exam room must be see-through. Remember: possession of unauthorised material is breaking the rules, even if you do not intend to use it, and you will be subject to penalty and possible disqualification.
5. If you have a watch, the invigilator will ask you to hand it to them.
6. Do not use correcting pens, fluid or tape, erasable pens, highlighters or gel pens in your answers.
7. Do not talk to or try to communicate with, or disturb other candidates once the exam has started.
8. You must not write inappropriate, obscene or offensive material.
9. If you leave the exam room unaccompanied by an invigilator before the exam has finished, you will not be allowed to return.
10. Do not borrow anything from another candidate during the exam.

B Information – Make sure you attend your exams and bring what you need

1. Know the dates and times of all your exams. Arrive at least ten minutes before the start of each exam.
2. If you arrive late for an exam, report to the invigilator running the exam.
3. If you arrive more than one hour after the published starting time for the exam, you may not be allowed to take it.
4. Only take into the exam room the pens, pencils, erasers and any other equipment which you need for the exam.
5. You must write clearly and in black ink. Coloured pencils or inks may only be used for diagrams, maps, charts, etc. unless the instructions printed on the front of the question paper state otherwise.

C Calculators, dictionaries and computer spell-checkers

1. You may use a calculator unless you are told otherwise.
2. If you use a calculator: (a) make sure it works properly; check that the batteries are working properly; (b) clear anything stored in it; (c) remove any parts such as cases, lids or covers which have printed instructions or formulae; (d) do not bring into the exam room any operating instructions or prepared programs.
3. Do not use a dictionary or computer spell checker unless you are told otherwise.

D Instructions during the exam

1. Always listen to the invigilator. Always follow their instructions.
2. Tell the invigilator at once if: (a) you think you have not been given the right question paper or all of the materials listed on the front of the paper; (b) the question paper is incomplete or badly printed.
3. Read carefully and follow the instructions printed on the question paper and/or on the answer booklet. Do not start writing anything until the invigilator tells you to fill in all the details required on the front of the question paper and/or the answer booklet before you start the exam. Do not open the question paper until you are instructed that the exam has begun.
4. Remember to write your answers within the designated sections of the answer booklet.
5. Do your rough work on the proper exam stationery. Cross it through and hand it in with your answers. Make sure you add your candidate details to any additional answer sheets that you use, including those used for rough work.

E Advice and assistance

1. If on the day of the exam you feel that your work may be affected by ill health or any other reason, tell the invigilator.
2. Put up your hand during the exam if: (a) you have a problem and are in doubt about what you should do; (b) you do not feel well; (c) you need more paper.
3. You must not ask for, and will not be given, any explanation of the question.

F At the end of the exam

1. If you have used more than one answer booklet and/or any supplementary answer sheets, place them in the correct order. Place any loose additional answer sheets inside your answer booklet. Make sure you add your candidate details to any additional answer sheets that you use.
2. Do not leave the exam room until told to do so by the invigilator.
3. Do not take any stationery from the exam room. This includes the question paper, answer booklets (used or unused), rough work or any other materials provided for the exam.

JCQ EXAM REGULATIONS

Written Exams Coursework NEAs

Produced on behalf of:



©JCQ 2022

©JCQ 2022



Mr Banham
Head of Year 11



How Can Parents Support?

Know what they are doing

Look at their books/work

Contact your child's teachers/tutor

Attend Parents' Evening in January

Check your emails regularly



“ Excellence is never an accident. It is always the result of high intention, sincere effort and intelligent execution; it represents the wise choice of many alternatives - **choice** not chance determines your destiny.”

- Aristotle



Success is Choice



Research Briefing

17 May 2024

By Robert Long,
Nerys Roberts

School attendance in England



Summary

- 1 School attendance rules and guidance
- 2 School absence rates data
- 3 The importance of school attendance
- 4 Policy proposals on attendance
- 5 Education Committee report on persistent absence and support for disadvantaged pupils (2023)

Why is attendance important?



Government statistics show a direct link between attendance and GCSE grades:

- Pupils who did not achieve 9-4 grades in English and Maths GCSE had an absence rate of 8.8%,
- Pupils who did achieve this had an absence rate 5.2%.
- Pupils who achieved 9-5 grades in English and Maths GCSE had the lowest absence rate on average (3.7%)
- Students who were persistently absent (90%) – 35.6% achieved 9-4 in English and Maths
- Students with no missed sessions – 83.7% achieved 9-4 in English and Maths

Lessons Missed



Attendance Facts

100% Attendance

0 Lessons Missed

98% Attendance

19 Lessons Missed

97% Attendance

28.5 Lessons Missed

95% Attendance

47.5 Lessons Missed

94% Attendance

57 Lessons Missed

92% Attendance

76 Lessons Missed

90% Attendance

95 Lessons Missed

75% Attendance

237 Lessons Missed

Attendance and Grades

Attendance

Grade Difference

*Below 50%

2.5 Grades below

70% -80%

1 Grade Below
Target

80%-90%

0.5 Grade Below
target

90% and above

On Target / 0.25
Above Target

The Class of 2024

	Grade 4 or above in both English and maths	Students achieved grade 7-9
The Gilberd School	75.4%	26%
National Average	61.6%	22.6%

GCSE grades 9-7: 27%

STEPs cohort: *all gained grades in their core subjects and 2 options, except one student.*

All have post-16 placements secured.

GCSE Results:



- **GCSE RE Short Course Results**
- 86.9% grade 9-4 (Last year 75.4%)
- 45% grades 9-7
- 21% grades 8 or 9!!

- **GCSE Languages**
- 7 Different Language GCSEs taken – Chinese, Greek, Arabic, Polish, Portuguese, Russian & Spanish – 16 Students
- 7 Grade 9s



Miss Bird
Deputy Headteacher



Support for the Core Subjects

English, Maths & Science

English Language	English Lit	Maths	Combined Science 2 GCSEs	Separate Science (option) 3 GCSEs
No tiers	No tiers	2 tiers H: grade 4-9 F: grade 5-1	2 tiers H: grade 4-9 F: grade 5-1	2 tiers H: grade 4-9 F: grade 5-1
N/A	N/A	<i>Final decision on tier entries made in Feb/March</i>		
2 exam papers	2 exam papers 1hr 45 2hrs 15	3 exam papers 1 non calculator 2 calculator 1hr 30	6 exam papers Bio x2, Chem x2 & Physics x2 1hr 10	6 exam papers Bio x2, Chem x2 & Physics x2 1hr 45

English, Maths & Science

English Language	English Lit	Maths	Combined Science 2 GCSEs	Separate Science (option) 3 GCSEs
No aids – learn quotes!	No aids – learn quotes!	<i>Formula sheets in GCSE exam</i>	<i>Formula sheets in Physics GCSE exam</i>	
No coursework				
1 grade awarded 1-9			2 GCSE grades F: 1-5 e.g. 3,4 H: 4-9 e.g. 8,9	3 GCSEs F: 1-5 H: 4-9 Biology: 7 Chemistry: 8 Physics: 9

Revision Support for the Core

When?	English Lang	English Lit	Maths	Comb Science Sep Science
After school revision	Wednesdays after half term	Wednesdays after half term	Tuesdays after school SPARX catch up	Thursdays after Oct half term Tassomai catch up
Easter / May holidays	All will run sessions (as will some other subjects.) Dates TBC. Check email for letters from school.			
Pre-exam warm up sessions	Revision sessions on the day before / on the morning of exam / breakfast session / after school.			

Lesson Support for the Core

When?	English Lang	English Lit	Maths	Comb Science Sep Science
Lesson time	Count down programme	Count down programme	Walking talking mocks	Practise core practicals and questions. Walking talking mocks

Acting on feedback from assessments, fact tests, past papers, exam questions, model answers, application of mark schemes...

**9 English, 8 maths and 10 science lessons
each fortnight in Y11**

How Can Parents Support?

English Language	English Literature	Maths	Combined Science	Separate Science
Talk about current affairs / general knowledge to help them develop opinions for the non-fiction writing section.	Help them to learn the quotes and themes.	Help them learn times tables. Check AI is not being used. Encourage them to focus on their weak areas.	Provide cards for fact questions and answers. Help to test them: 20,000 facts in science exams. 40% of marks are based on factual recall. Check they are completing Tassomai. (200 correct a week / 4 daily goals a week / 2% progress a week).	

How Can Parents Support?

English Lang & English Lit	Maths	Combined Science	Separate Science
<p>Check effort is put into planning and writing of exam questions.</p> <p>Build up resilience for writing under timed conditions.</p>	<p>Make sure workings are written down.</p> <p>Encourage proof reading- e.g. correct units used.</p>		

How Can Parents Support?

English
Language

English
Literature

Maths

Combined
Science

Separate
Science

Encourage attendance and hard work in class.

Provide a quiet place for homework so they can complete past papers/exam questions/use of model answers & mark schemes. Check this is being done to a good standard.

Encourage attendance at the revision sessions.

Encourage the use of websites/apps/revision books recommended by their teachers, some at reduced cost.

Ask them about the exam questions they are completing in class – what grades they are achieving – what questions/topics they feel they need to work on – what they need to revise.

Contact your child's teachers. Attend Parents' Evening in January. Look at their books.

GCSE English Language



Language Paper 1: Explorations in creative writing	Language Paper 2 Writers' viewpoints and Perspectives
Section A Reading One Literature text 4 questions (40 marks)	Section A Reading Two non-fiction texts that are linked 4 questions (40 marks)
Section B Writing Narrative or Descriptive Writing 1 task (24 marks for content, 16 marks for technical accuracy) 80 marks in total	Section B Writing Non-Fiction Writing 1 task (24 marks for content, 16 marks for technical accuracy) 80 marks in total

Written communication is key with 50% of the overall GCSE being based on writing and almost 25% being based on spelling, grammar and punctuation.

GCSE English Literature



Literature Paper 1


Language Paper 2 Writers' viewpoints & Perspectives

Section A Shakespeare
(30 marks and 4 marks for SPAG)

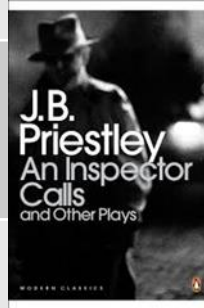
Section A Modern Text
(30 marks and 4 marks for SPAG)

Section B Pre 20th Century
Novel
(30 marks)

Section B Comparative Cluster
Poetry
(30 marks)



Section C Unseen Poetry
Two questions (24 marks)



Overall 64 marks

Overall 94 marks

Countdown to GCSE in class:



Week beginning	Studying	Week beginning	Studying
7 th January	Language Paper 1: Section A – Qns 1 and 2 Language Paper 1: Section B Creative writing Homework: Revise An Inspector Calls, creative writing piece Exam Practice: Qn 1 and 2 Wed Revision: Creative Writing	25 th March	Literature Paper 1: Macbeth 1 lesson Language Paper 2 Section B – Non-fiction Writing Homework: Non-fiction writing Exam Practice: Macbeth Wed Revision: Macbeth
14 th January	Language Paper 1: Qns 3 and 4 Language Paper 1: Section B Creative Writing Homework: Revise An Inspector Calls, Qn 4 Exam Practice: Qn 3 and 4 Wed Revision: Qn 4	1 st April – Easter holiday	Language Paper 2: Qns 1 and 2 1 lesson: J and H/ Poetry/ An Inspector Calls/ Macbeth – class to choose Homework: Individual choice Exam Practice: Language Paper 2: Qn 2 Wed Revision: Non-Fiction Writing
21 st January	Language Paper 1: Qns 3 and 4 Language Paper 1: Section B Creative Writing Homework: Revise An Inspector Calls Exam Practice: Creative Writing Wed Revision: Animal Farm	8 th April – Easter Holiday	Exam Practice: Non-fiction writing
28 th January	Literature Paper 2: An Inspector Calls Cluster Poetry – 1 lesson a week Homework: Revise An Inspector Calls Exam Practice: An Inspector Calls question Wed Revision: An Inspector Calls	15 th April	Exam Practice: Macbeth
4 th February	Literature Paper 2: An Inspector Calls Cluster Poetry – 1 lesson a week	22 nd April	Language Paper 2: Qns 1 lesson: J and H/ Poet

Planned practice exams
and feedback

21st January

Language Paper 1: Qns 3 and 4
Language Paper 1: Section B Creative Writing
Homework: Revise An Inspector Calls
Exam Practice: Creative Writing

28th January

Literature Paper 2: An Inspector Calls
Cluster Poetry – 1 lesson a week
Homework: Revise An Inspector Calls
Exam Practice: An Inspector Calls question


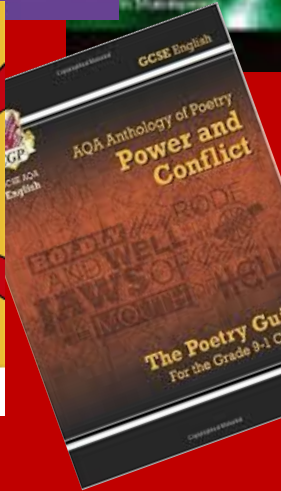
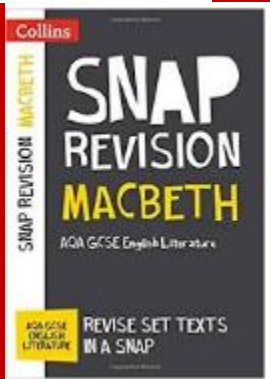
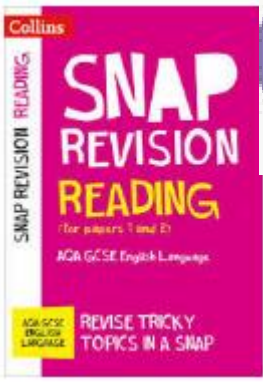
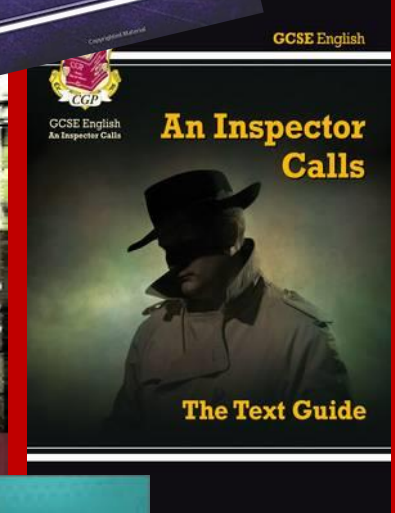
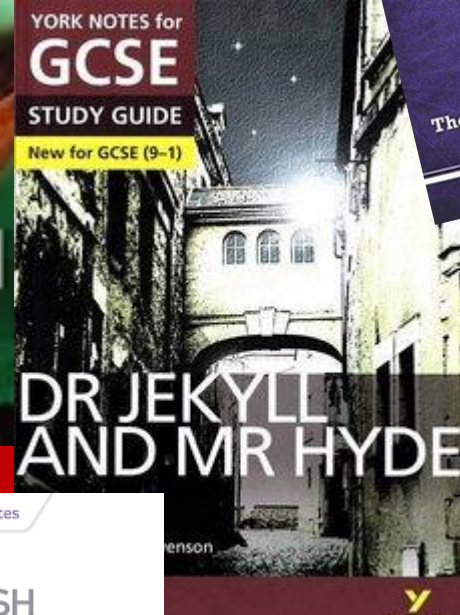
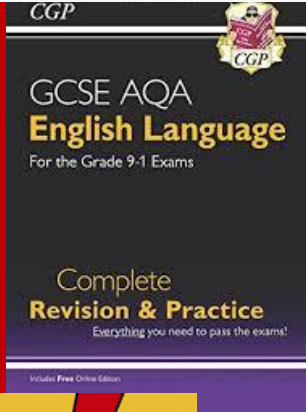
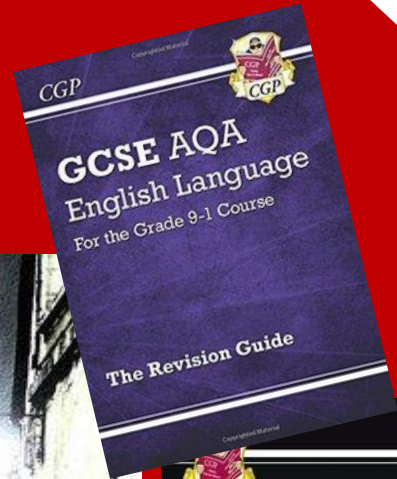
Exam Practice: Jekyll and Hyde **Wed Revision: Jekyll and Hyde**

18th March

Literature Paper 1: Jekyll and Hyde
1 lesson Language Paper 2 Section B – Non-fiction Writing
Homework: Jekyll and Hyde
Exam Practice: Jekyll and Hyde **Wed Revision: Jekyll and Hyde**

After half-term
directed
revision based
on class needs

Useful English Materials

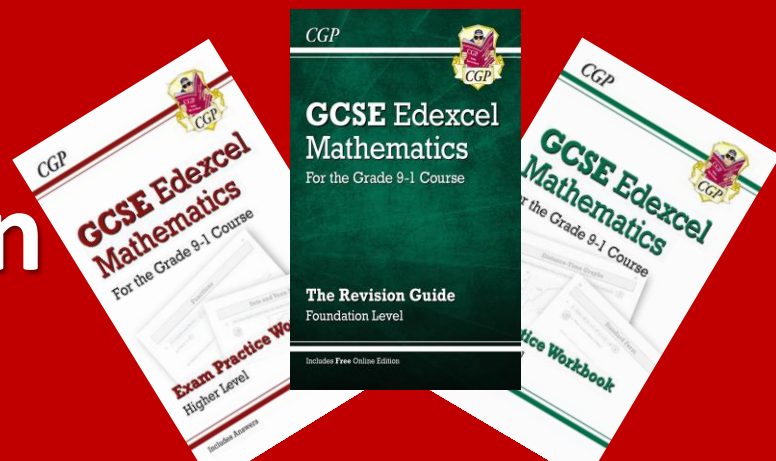


Post Maths Exam – which topics need extra work?

Question number	Topic	Marks available	Mark I got	Need to revise Y/N
1	round to the nearest hundred	1		
2	simplify expressions	2		
3	solve number problems involving four rules and where a simple fraction of an amount need to be calculated	3		
4a, b	coordinates	2		
4c	understand the properties of a kite	1		
5	Problem solving with money	3		



Maths Revision Guides



Useful Maths Resources:

Maths Genie



Grade 4

Topic	Example(s)	Exam Questions	Solutions
Compound Interest and Depreciation	Revision	Compound Interest and Depreciation	Solutions
Indices	Revision	Indices	Solutions
HCF and LCM	Revision	HCF, LCM	Solutions
Functional Maths Questions		Functional Questions	Solutions
Inequalities	Revision	Inequalities	Solutions
Inequalities on Graphs	Revision	Inequalities on Graphs	Solutions
Forming and Solving Equations	Revision	Forming and Solving Equations	Solutions

mathsbot.com/gcseMenu



Corbettmaths

Welcome Videos and Worksheets Primary 5-a-day More

Welcome

5-a-day

Videos

Worksheets

Practice Papers

Practice GCSE Papers

Tier:

Topic:

Questions: Font: Background:

Type: AO:

Customise using the options above then click 'Create Paper' to generate a printable practice paper and mark scheme.

GCSE Resources

Practice Papers, Revision Grids, Grade Boundaries, Formulae, and more.

GCSE Resources Question Generators Manipulatives Printables Puzzles Starters Tools Support


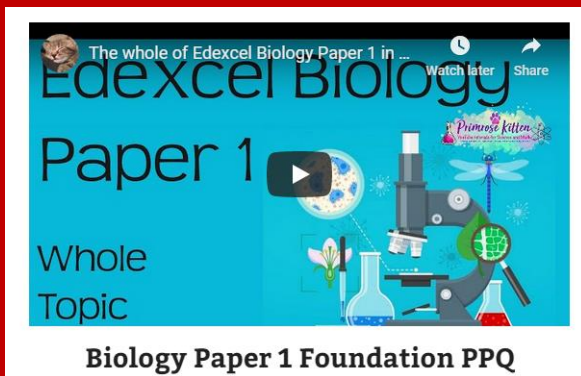
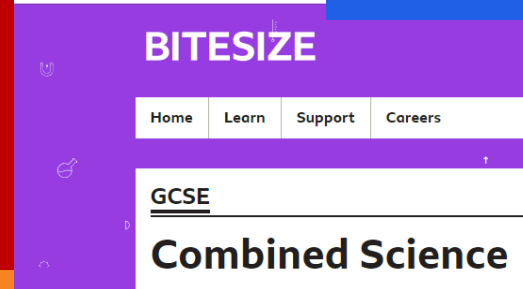
GCSE Resources

- Exam Countdown
- Formulae
- GCSE Exam Style Questions
- GCSE Recall and Recap
- GCSE Revision Grid
- GCSE Skills Test
- Grade Boundaries
- Practice GCSE Papers
- Retrieval Facts

Useful Science Resources



Bitesize, GCSE pod, School VLE



General Revision Sessions



Year 11 Term Time Revision 2024-25

Day	Lunchtime	After School (from 3.20pm)
Monday	<ul style="list-style-type: none"> Science Tassomai catch-up (Rm 15) Textiles drop-in (Rm 104) 	<ul style="list-style-type: none"> Health & Social Care NEA Catch-up/Improvement (Rm 25) Music Coursework catch-up by individual arrangement (3.30pm start) GCSE PE Extra Time by prior arrangement only (PE EXT)
Tuesday	<ul style="list-style-type: none"> Art drop-in (Rms 105,106) Science Tassomai catch-up (Rm 15) Textiles drop-in (Rm 104) 	<ul style="list-style-type: none"> Maths (Rms 50-52, 54-59, 103)
Wednesday	<ul style="list-style-type: none"> Art drop-in (Rms 105, 106) Food catch-up/revision (Rm 22) Science Tassomai catch-up (Rm 15) Textiles drop-in (Rm 104) 	<ul style="list-style-type: none"> English (E Block – Rms tbc when revision starts) *
Thursday	<ul style="list-style-type: none"> Art drop-in (Rms 105, 106) Computer Science (Rm 58c) Science Tassomai catch-up (Rm 15) Textiles drop-in (Rm 104) 	<ul style="list-style-type: none"> Science (Rms 5, 6, 8, 10-12, 14, 17) *
Friday	<ul style="list-style-type: none"> Science Tassomai catch-up (Rm 15) Textiles drop-in (Rm 104) 	<ul style="list-style-type: none"> GCSE Art Drop-in (Rms 105, 106) Business Studies (Rm 41) Computer Science (Rm 102) Drama revision (3.30pm start) * French drop-in (Rm 35) Geography (Rms 62, 63) German drop-in (Rm 36) Health & Social Care NEA Catch-up/Improvement (Rm 25) History (Rms 60, 67) Music Coursework catch-up by individual arrangement (3.30pm start) GCSE Music Revision Week A only (3.30pm start/Rm 72)

Revision starting w/c 23rd September *except:*

*English – starting after October half term

*Drama – starting after February half term

*Science – starting after October half term (*Tassomai catch-up has started*)

Revision Programme as we approach Summer 2025 exams



YR11 Timetable of Revision, Exams and Events - Summ

Exams - AM Exams start: 9.00am / PM Exams start: 1.00pm

Study Leave - Students not required on site unless in an exam or revision session.

Events - End of year leavers events.

Revision Lesson/Session - Students must attend all the revision session
Some rooms are still to be confirmed and continually subject to change. S

Timetabled Lessons - Attend lessons as normal unless in an exam or rev
Students will revise for other subjects once exam is completed.

WK	Day	BEFORE SCH (8.00am)	P1	P2	P3
B	Friday 10th May		Normal Lesson	Normal Lesson	Normal Lesson
Weekend					
A	Mon 13th May		Computer Science 1	Go to lesson after exam	Drama Rev - LEV / CH
			Normal Lesson	Normal Lesson	Normal Lesson
A	Tues 14th May	French - Paper 1 & 3 Rev RGL - 36 / EAN - 33 / SMI - 35 / EHA - 32	French - Paper 1 Listening & Paper 3 Reading		Biology Rev - MWI - 05 / SGI - 17 VPE - 12 / SWD - 8 / CAL - 13 / SWO - 07 / SWL - 06 / KHU - 14 / EMO - 11 / KCH - 16 / KKA - 10
			Normal Lesson	Normal Lesson	
A	Wed 15th May	PE 1 Rev - CTH / NBI - 4 & Y11 Dining Room	PE 1	Go to lesson after exam	English Lit - Paper 1 Rev STA - 68 / TRA - 83 / TCH - 43 / CSM - 15c / MRO - 49 / SJR - 44 / MOS - 81 / MWO - 48 / TBA - 82 / HFR - 47 / POL - 46
			Normal Lesson	Normal Lesson	
A	Thurs 16th May	Chemistry - Paper 1 Rev (263) VPE - 12 / CAL - 13 / SWO - 07 / KKA - 10 / EMO - 11 / MWI - 5 / SWD - 8	Chemistry - Paper 1		Computer Science - 2 Rev MOL - 58 / DGI - 59
			Combined Science - Chemistry - Paper 1 (F&H)	Go to lesson after exam	Normal Lesson
A	Fri 17th May	French - Paper 4 Rev SMI - 35 / EAN - 33 / EHA - 32 / RGL - 36	French - Paper 4 Writing	Go to lesson after exam	PE 2 Rev - CTH / NBI - 4 & Y11 Dining Room

Revision sessions before each exam – 8am, during the school day, after school. Lessons continue around the exam timetable initially.

The Gilbert School

**Subject Guide
and Advice Booklet
for
Year 11 Students and
Parents/Carers**



October 2024



Includes revision tips.

Contains subject specific information.

Will be emailed to parents and students again.

FAQs for Summer 2025 Exams



- What time does a morning exam begin?
- What happens if my child is ill on the day of an exam?
- What if my child is late to school?
- When does study leave start?

We will provide FAQ for above and more next term.

Please check the information and regulations on the exams area of the school website & the exams booklet we will send to students and parents.



Mr Samjawon

**Assistant Headteacher
(CEIAG)**

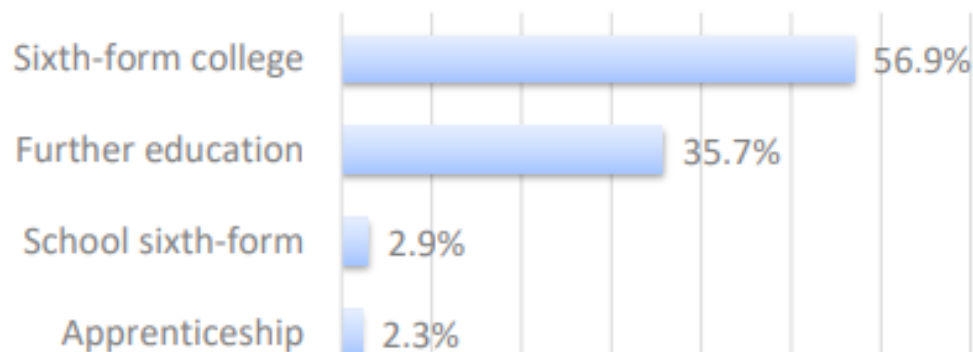
Post-16

Post-16 Pathways



Where do Gilbert School students go Post 16?

The Gilbert School Year 11 Leavers by Destination for The Gilbert School
















NEET (Not in Education, Employment or Training) 16-24 Years of age.

National Figure 12.6%



Post-16 Provider Key Dates 2024-25

Please ensure you check the providers website for all event and booking information.

	Provider	Open event	Open event	Open event	Open event	Applications open	Application deadline
	Colchester Institute Colchester Institute Apprenticeships	19/10/24 - 10.00-13.00 13/02/25 - 17.00 onwards	21/10/24 - 17.00-20.00 (Braintree)	22/10/24 - 17.00-20.00	24/10/24 - 17.00-20.00		31.01.25
	Colchester Sixth Form College	23/10/24 - 18.15-21.00	24/10/24 - 18.15-21.00			25.10.24	31.01.25
	Sigma Sixth	10/10/24 - 16.15-19.00					31.01.25
	Suffolk One (One Sixth Form)	05/10/24 - 09.30-12.30	05/11/24 - 17.00-19.30	26/11/24 - 17.00-19.30	04/02/25 - 17.00-19.30		
	Suffolk New (Ipswich) Suffolk New (Rural)	03/10/24 - 17.30-20.00 12/10/24 - 10.00-12.00	26/11/24 - 17.30-20.00 07/12/24 - 10.00-12.00				
	Writtle College	12/10/24 - 10.00-15.00	16/11/24 - Enquire direct for times				
	CRGS	22/10/24 - 18.30-21.00				22.10.24	01.12.24
	CCHSG	23/10/24 - 18.30-20.30				23.10.24	
	Thomas Gainsborough 6th form	14/11/24 - 17.00-20.00					
	Braintree 6th Form	06/11/24 - 17.30-19.30					
	St Joseph's College	02/10/24 - TBC (enquire direct)					
	Ipswich High School Sixth Form	Lapsed – please contact directly					
	Woodbridge School Sixth Form	08/10/24 - 18.15-21.00					

**Check websites.
Booking in advance may be required.**

Entry Requirements...



- What grades will I need?
- What if I don't achieve a level 4/5 in Maths and/or English?
- All Post 16 providers have different expectations?
- Open events and websites
- Prospectus

Grammar Schools



Offers of places are made subject to satisfactory performance at GCSE or equivalent examination. The minimum grade requirement for entry into the Sixth Form is 7 7 7 7 6; Grades 7+ may be required in the subjects to be studied at A-level.

Mr Samjawn and Miss Bird have begun our Oxbridge/Russell Group Coaching programme for possible applicants upon publication of Y10 RE results (a useful indicator of students' academic ability and commitment).

Application Deadline December 2024





What will the Post-16 provider know about your child?

- Application Form
- Personal Statement*
- Tutor Reference
- Attendance Certificate
- Predicted Grades
- SEND Students


*Colchester Sixth Form (online Personal Statement)

What does the Post 16 application process look like?



- Multiple online applications
- Personal statement/CV
- Formal Interview
- Conditional offer
- Induction Events (Summer 2024)

Apprenticeships



WORK + LEARN = APPRENTICESHIPS

Apprenticeships.gov.uk Website

Find an Apprenticeship – Vacancies are posted on the ‘Find an Apprenticeship’ website (<https://www.gov.uk/apply-apprenticeship>)

If you want to view our vacancies, then visit our website (<https://www.colchester.ac.uk/apprenticeships/vacancies/>)



Find an apprenticeship

Search and apply for an apprenticeship in England

Search

Keywords (optional)

Can include job title, employer or reference number

All

Your location

Enter postcode, town or city or [use current location](#)

Within

5 miles

Apprenticeship level

All levels

Only show

Disability Confident

Search



<https://www.colchester.ac.uk/event/apprenticeship-information-evening/>

Apprenticeships

An apprenticeship is a great way to gain a new qualification whilst getting the skills and experience employers are looking for, and are increasingly popular and a fantastic way to start or further your career plans. We offer different apprenticeships in a number of different subjects, each allowing you to complete a training programme specific to your chosen career.

Get a step ahead of the rest with an apprenticeship at Colchester Institute. You can browse through our latest apprenticeship vacancies, where you'll find fantastic opportunities with local and regional employers across a number of industries.

Alternatively you can search through the many exciting subject areas we are able to offer apprenticeships in.

Latest Apprenticeship Vacancies	Search for an Apprenticeship Subject	How to Apply
Upcoming Events	My Apprenticeship My Story	Information for Employers
Safeguarding and Prevent – Employers Guide	Case Studies	FAQ

Apprenticeship Information Evening

APPRENTICESHIP EVENTS

Apprenticeship Information Evening

👁 12008

Book your place at our Apprenticeship Information Evening.

This event is perfect if you'd like to find out more about apprenticeships.

This event takes place at our Colchester campus, parking is free for the event.

We'll start the event with a welcome and introduction from our Director of Apprenticeships and Business Solutions. You'll then have the opportunity to talk with employers, current apprentices and our expert trainers and assessors who will show you what it's really like to be an apprentice!

On the booking page select **Apprenticeships** and then our **Colchester** campus.

[Book Your Place](#)

Date And Time
13 Feb 2025 at 17:00

Registration End Date
13 Feb 2025

Location
Colchester Institute, Colchester, CO3 3LL, UK

Event Category
Apprenticeship Open Events
University Centre Colchester

Share With Friends

13 February 2025
5.00pm start
Booking required

New Level 3 qualifications that follow on from GCSEs.

2 Year course.

Equivalent to three A Levels and combine classroom theory, practical learning, and an industry placement.

The placement involves working with an employer for a minimum of *315 hours over 45 days to ensure you really get to know the subject.

Entry qualification for [more than 150 UK universities and colleges, external.](#)



Colchester Institute

[Design, Surveying and Planning for Construction](#)
[Engineering and Manufacturing](#)
[Early Years Educator](#)
[Accounting \(TBC\)](#)
[Digital Production, Design and Development \(TBC\)](#)
[Health \(TBC\)](#)
[Healthcare Science \(TBC\)](#)
[Science \(TBC\)](#)

Suffolk New College

Land Based Engineering
Horticulture
Arboriculture
Fashion & Textiles
Animal Care & Management
Education and Childcare
Digital Production, Design and Development
Design, Surveying and Planning
Agriculture (Livestock)
Agriculture (Crop Production)
Engineering, Manufacturing, Processing and Control
Health and Medical Studies
Healthcare Science
Management and Administration

CEIAG Page

<https://www.gilberd.com/ceiag/>



[About Us](#) ▾ [Admissions](#) ▾ [Academic Development](#) ▾ [Personal Development](#) ▾ [Parents](#) ▾ [Staff](#) ▾ [News and Events](#) ▾ [Contact Us](#) ▾

Engage, Endeavour, Excel

Personal Development

[Awards & Leadership Prospectus](#)

[CEIAG](#)

[Co-Curricular Delivery Map](#)

[Combined Cadet Force](#)

CEIAG

The Careers Department plays a full and active part in the life of The Gilberd school and follows the statutory Guidance of the Gatsby Benchmarks' requirements. View guidance document below:

Careers Advice Team

Assistant Headteacher (CEIAG): Mr R Samjawn - RSA@gilberd.com

Careers Support Administration: careers@gilberd.com

YEAR 11 CEIAG CHECKLIST



All Year 11 by the end of this Term should have done the following:

- ✓ Complete your **Personal Statement** (including updates with regards to achievements, work experience/employability skills etc.)
- ✓ Read your **Mock Interview feedback** in preparation for future Post-16 interviews
- ✓ **Practice** being interviewed at home
- ✓ Be aware of the **Post-16 Open Evenings** and attend more than one
- ✓ Read through **Prospectus' and Post-16 Provider websites**
- ✓ Ensure that you have looked at the **Labour Market** for your chosen career (Unifrog/CEIAG page)
- ✓ Be aware of the **Entry Requirements** and the application process
- ✓ Be aware of **Application Deadlines**
- ✓ Apply to **one or more** Post-16 Providers
- ✓ Seen the **Careers Advisor** at least once during your educational journey

Tutors will track and monitor some of the key tasks above during this Term.

MAKE INFORMED DECISIONS ABOUT YOUR FUTURE